

# **Industry standard regarding infection prevention for BNL members**

Date: 24.06.2020 v10

BNL's standard is written in accordance with government's policy to gradually open the society and "keep the wheels turning". Recommendations are based on Regulations relating to infection control measures etc. in connection with the coronavirus outbreak (COVID-19 Regulations) and advice from Norwegian Institute of Public Health

## **Cooperation regarding facilitation**

At this time, infection prevention and control efforts must be implemented in line with all other critical safety and security work at construction sites. Cooperation between employee representatives and project management is currently essential for the facilitation of continued work and operations at construction sites. A Coronavirus representative should be named at each construction site, who is tasked with ensuring compliance with the rules from the Norwegian Institute of Public Health as well as internal rules.

## **Social distancing**

Maintain preferred a 1-metre (1m) separation, to prevent infection.

## **Portable buildings as offices**

Physical meetings:



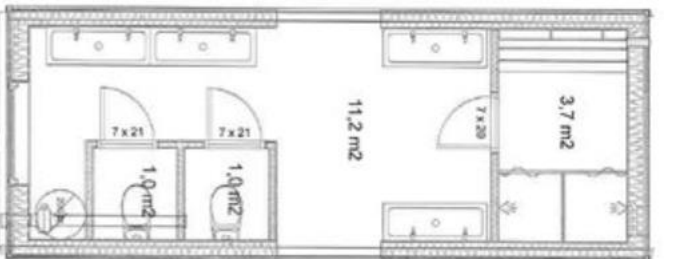
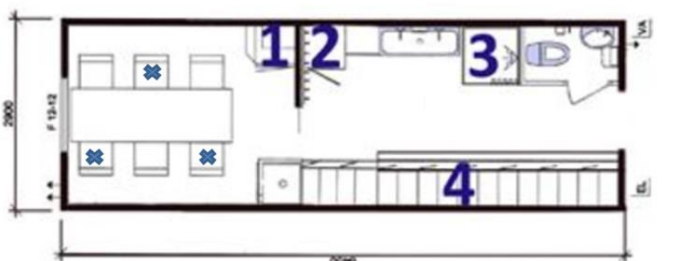
- Meetings shall be held with the use of teleconferencing or digital conferencing solutions, however physical meetings might also be arranged. Ensure that and the recommended distance of 1 m between participants can be maintained throughout the meeting and the total number of participants is not higher than 20.
- When holding physical meetings, one meeting participant shall be responsible for ensuring the maintenance of the 1-meter distance between meeting participants.

Office management:

- Personnel whose presence at the construction site is not required to perform their duties shall work via home office.
- Distribute office spaces in such a manner that 'close working environments' are avoided.

## **Portable buildings with changing and break rooms**

- If necessary, facilitate different time for changing and use of locker rooms, to limit the number of individuals who may use the changing room simultaneously.
- Inform how many people can use the changing and break room at the same time in order to reduce proximity to one another and maintaining the distance of 1m.

	<p>Changing room for up to 18 individuals:</p> <p>No more than maximum 5 individuals may use such portable buildings simultaneously.</p>
	<p>Changing room for up to 9 individuals:</p> <p>No more than maximum 3 individuals may use such portable buildings simultaneously.</p>
	<p>Sanitary facilities:</p> <p>No more than maximum 3 individuals may use such portable buildings simultaneously.</p>
	<p>Combined break and sanitary facilities:</p> <p>No more than maximum 3 individuals may use such portable buildings simultaneously.</p>

Instructions with examples of limitations on simultaneous use of changing rooms.

- Make sure handwashing/sanitising is available to everyone entering or exiting. Ensure good hand hygiene by providing and restocking soap and paper towels at all sinks.
- Shared food/cafeteria can be arranged if it is possible with serving the food over the counter. Personnel shall be advised to bring their own lunches. Shared beverages such as water, coffee and tea may remain available.
- Provide paper towel dispensers to ensure the availability of paper towels in order to avoid skin contact when using coffee pots/pitchers. Post notices regarding prevention of such skin contact.
- Cafeteria tables shall be washed using warm water and soap after lunch breaks are over. In case of alternating use of cafeteria tables, tables shall be washed in same manner between each sitting.
- Arrange furniture in such a manner that it is easy to comply with the requirement to maintain a 1-meter distance between individuals.

- Shared touch surfaces such as handles, wash basins, armrests must be frequently cleaned, according to the number of users and frequency of use
- Touch surfaces in a shared refrigerator (such as door handles) must be disinfected before, during and after lunch breaks.
- All work on the construction site shall be performed using gloves. Gloves shall be removed and 'parked' when personnel enter the portable building. Create solutions for 'parking of work gloves' in order to prevent contact between the different pair of gloves.
- Portable buildings must be cleaned at least once daily using disinfectants.
- Enhance the cleaning of changing rooms by using disinfectants on potentially contaminated surfaces at least twice daily. This includes surfaces such as railings, door handles, switches, sinks, dispensers etc.
- Disseminate information about the Norwegian Institute of Public Health's instructions regarding infection prevention and control.

## **Portable buildings as living quarters**

The following instructions are provided to reduce the risk of infection among residents living in proximity to one another.

- Do not visit the lodgings of other residents.
- Perform handwashing each time you enter your own lodging.
- Arrange furniture in common areas so that the recommended two-meter distance is easy to maintain. Specify by way of notices the maximum capacity of common areas.

### *Quarantine*

The authorities' guidelines for the home quarantine apply for healthy workers who must quarantine 10 days after entering Norway. Quarantine can be carried out in the living quarters. It is possible to combine such quarantine with work if certain conditions are in place. See further recommendations from BNL.

### *Isolation when infection is confirmed*

If a resident is found to be infected the rules of FHI about self-isolation apply. He or she will need to return home as soon as possible for the completion of self-isolation. If in doubt whether the employee should travel for health reasons, this must be clarified by a physician. Travel must be completed without contact with the outside world. If there is a need for public transport, this must be clarified with a local infection control doctor in advance.

Look up further information about quarantine and self-isolation, also in English:

<https://www.fhi.no/nettpub/coronavirus/infomateriell/informasjon-om-hjemmekarantene-og-isolasjon-pa-ulike-sprak/>

## **Operation of construction site**

- Prepare for alternative work in the operation if supplies fail or personnel are absent.
- Obtain an overview of the status of critical materials and services. Consider whether critical supplies can be expedited.
- Consider whether new risks are created that will require safety measures if parts of the construction site need to be closed.
- Conduct daily meetings in smaller groups.
- Consider and, if possible, implement zoning of the construction site, in such a manner that groups are to the greatest extent possible isolated from one another.
- Ensure that craftsmen (own and others) can maintain a 1-metre (1m) separation. If 1m distance cannot be maintained, compensatory infection prevention measures must be considered using safe-job analysis or the like.
- Go for safety inspections in smaller groups and keep 1 m distance between participants

## **Use of cars**

- The recommended 1-meter separation do also apply when driving a car. If 1-metre (1m) distance cannot be maintained, compensatory infection prevention measures must be considered using safe-job analysis or the like.
- Use gloves while driving.
- Clean with disinfections potential contaminated surfaces such as steering wheel, gear shifter, operating handles and inner and outer door handles every day and before change of the driver.

## **Detailed information regarding the spread of infection**

See the Norwegian Institute of Public Health's website:

<https://www.fhi.no/nettpub/coronavirus/fakta/fakta-om-koronavirus-coronavirus-2019-ncov/>